


## Dear Parents

We know that children learn best when parents and teachers follow the same methods. Working in the same way is vital for reinforcing learning. So here is some information to help you use the Monster Phonics approach which your child is following at school.



Monster Phonics accelerates progress, so it is important to use this approach at home whenever you are helping your child with phonics or learning spellings. Resources to support this learning can be purchased from our online shop.

<https://monsterphonics.com/shop/>.

Free downloadable resources can also be found on our website

<https://monsterphonics.com/free-phonics-worksheets/>.

The next pages outline the way Monster Phonics works. Monster Phonics makes learning fun and more memorable. Rather than relying on rote learning, Monster Phonics uses colour-coding to promote understanding, which leads to children becoming confident, independent learners. Confidence builds their passion for school and for life.

Please get in touch if you need any help or have any questions.

Best wishes,

Ingrid Connors



## What is Monster Phonics?

The 26 letters of the alphabet and combinations of these letters make approximately 44 speech sounds in English.

The 44 sounds (phonemes) are spelt by 144 different letter combinations (graphemes). For example, the sound A is spelt 5 different ways **ay** (play), **ai** (train).

Traditional ways of learning to spell can be time-consuming and for some children they are ineffective.

Monster Phonics categorises sounds into 10 areas and uses the Monsters as a categorisation. Each monster has a different colour. That colour represents that way of spelling the sound.

Watch the video <https://monsterphonics.com/how-it-works/>



## Why does it improve learning?

The child learns through the assignment of colour and the linkage of the sound, as well as seeing the colour, creating more ways of remembering the spelling.

Your teacher will be using games, songs and activities that continuously reflect this way of learning, so that structure is constantly seen, heard, and experienced by your child. This consistency is critical in ensuring that a complicated language is learnt in the most simplistic way.

# Meet the Monsters

Long A sound



Long E sound




Long I sound



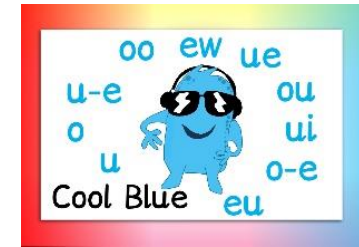
Long O sound



Long U sound




Long oo sound



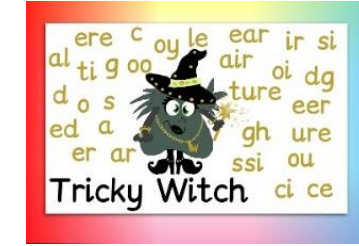
Long ow sound



Silent Letters that have no sound



Tricky Letters that make a different sound



Black Cats – phonetic letters



## Monster Phonics Products



Home Learning Deluxe Pack – Price includes VAT and Shipping

£89.00


<https://monsterphonics.com/product/home-learning-deluxe-pack/>



Home Learning Starter Pack

£28.79


<https://monsterphonics.com/product/standard-parent-starter-pack/>



A range of Word Flashcards available

Starting at £12.99 + VAT

<https://monsterphonics.com/product-category/parents/>



A range of Grapheme Flashcards available

Starting at £14.99 + VAT

<https://monsterphonics.com/product-category/parents/>



Monster Phonics characters

Set of 3 characters £29.99 + VAT

Set of 10 characters £99 + VAT

<https://monsterphonics.com/product-category/parents/>

## Free resources for parents

### Activities

<https://monsterphonics.com/free-phonics-worksheets/>

### Ideas for learning spellings

<https://monsterphonics.com/free-resources/fun-ways-to-help-children-learn-phonics-spelling/>

### Games

<https://monsterphonics.com/games/>

### Flashcards

<https://monsterphonics.com/flashcards-2/>

### Information about phonics

<https://monsterphonics.com/how-it-works/letters-and-sounds/>

<https://monsterphonics.com/how-it-works/ks1-spelling-curriculum/>

<https://monsterphonics.com/the-phonics-screening-check/>



Validated by



Department  
for Education

